

---

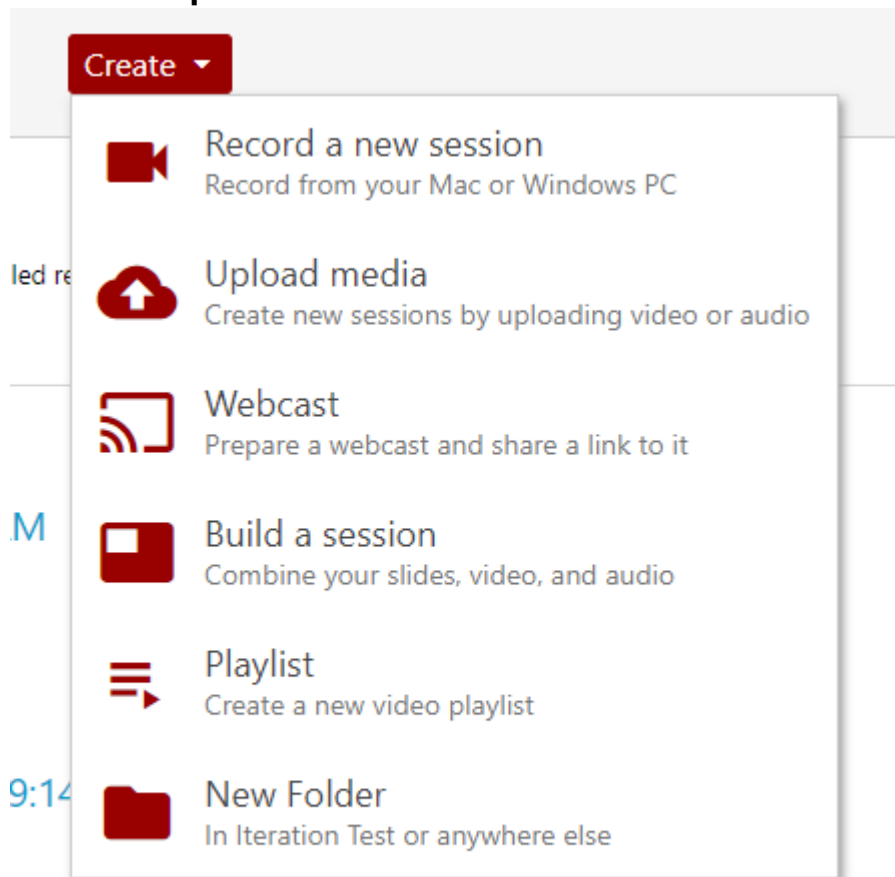
---

As we continue to test and filter online options, Panopto seems to be rising to the best practices level, especially when considering larger groups. Meet seems easier to use for small groups, but webcasting or streaming a Panopto session with a chat session may be best. Please explore the various settings on the Overview and Share pages that include scheduling, quality, editing, and adding participants. My demo session is named Panopto v Meet.

Here is how to do it and we are happy to go over it with you in person as well.

**This is how to set up a streaming session in advance.**

**After opening Panopto and clicking on the Create button you will see the Webcast option.**



**The Overview page will open. We'll consider these options below.**


**Panopto v Meet**

**Overview** Session Information

Share  
Outputs  
Quiz Results  
Streams  
Clips  
Search  
Captions  
Manage  
Log

Name: Panopto v Meet [Edit](#)

Folder: Iteration Test [Edit](#)

Preview image:  [Edit](#)

Viewer link: <https://cua.hosted.panopto.com/Panopto/Pages/Viewer.aspx?id=1ad>

Owner: TWEN\stack@law.edu (Greg Stack)

Webcast: Yes

Discussion:  Allow viewers to post comments

Downloads: Use folder setting (Admins, videographers and creator only)

Description: Choosing which to use, Panopto or Meet. [Edit](#)

Actions

[Share](#) Share this session with other users

[Edit](#) Open this session in the Panopto Editor to edit video and presentation files

[Record](#) Launch Panopto and record to this session

Scheduled Recording: No recording scheduled.



**The link will be created that you can share it in advance via email.**

Viewer link: <https://cua.hosted.panopto.com/Panopto/Pages/Viewer.aspx?id=1ad>

Owner: TWEN\stack@law.edu (Greg Stack)

Webcast: Yes

Discussion:  Allow viewers to post comments

Downloads: Use folder setting (Admins, videographers and creator only)

**In the Actions section click on the share tab. Anyone with the link streamlines the operation, but Anyone at your organization with link should work.**

## Actions

- [Share](#) Share this session with other users
- [Edit](#) Open this session in the Panopto Editor to edit video and presentation files
- [Record](#) Launch Panopto and record to this session

- Overview
- Share**
- Outputs
- Quiz Results
- Streams
- Clips
- Search
- Captions
- Manage
- Log

Link | [Embed](#)

<https://cua.hosted.panopto.com/Panopto/Pages/Viewer.aspx?id=1ad4e401-8795-4a08-b7dc-ab7501394abe>

Who has access:

This session inherits permissions from its folder: [Iteration Test](#)

Anyone at your organization with the link  
Unlisted, anyone at your organization who has the link can view.

Anyone at your organization  
Anyone at your organization can find and view.

Anyone with the link  
Unlisted, anyone who has the link can view. No sign-in required.

Public on the web  
Anyone on the Internet can find and view. No sign-in required.

**In your Panopto folder another "recording" will be added. At your predetermined streaming time you can click on it to start recording, streaming, and discussing, the latter with some delay relating to bandwidth.**

**You would click the button in the upper left and mouse to the right to get to Settings which brings you back to the Overview page.**

Iteration Test

Show scheduled recordings

Sort by: Name   Duration   Date ▼   Rating

Panopto v Meet

Choosing which to use, Panopto or Meet.

Webcast not started

Thursday, March 5, 2020 at 11:02:41 AM Meet and Panopto 2

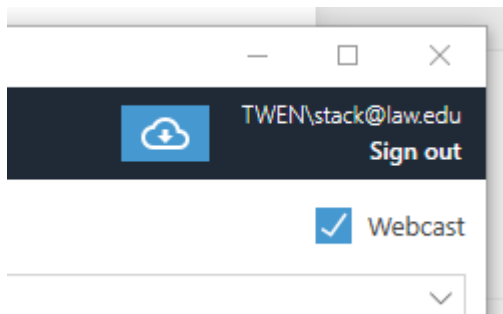
4 hours ago

**On the Overview page click Record to start your session.**

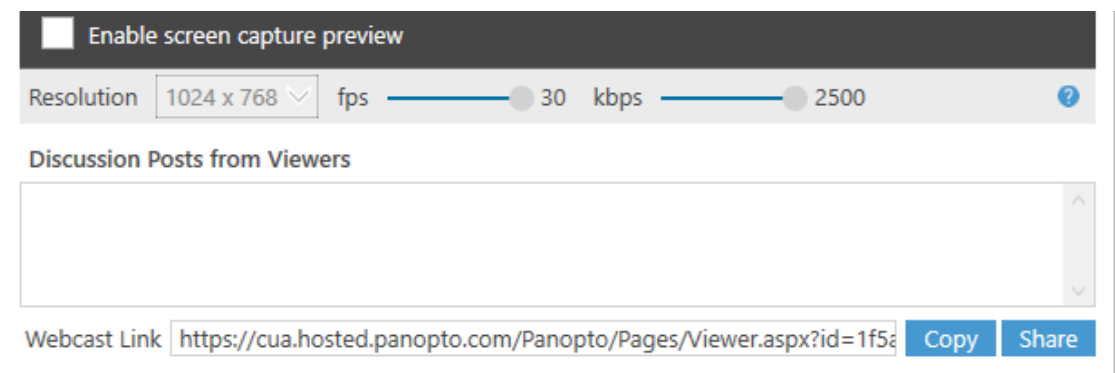
## Actions

- [Share](#) Share this session with other users
- [Edit](#) Open this session in the Panopto Editor to edit video and presentation files
- [Record](#) Launch Panopto and record to this session

**Here is another way to webcast a session. You can do it on the fly, but oddly you have start recording then email all the participants the link. After opening Panopto and getting to the recording window you would check the Webcast button.**



**Hit record and Copy the link. Then email the group. Please note under Actions above, there is the Edit feature.**



**In case you're wondering what happens if you click the link in advance, see below.**

## Panopto v Meet

Choosing which to use, Panopto or Meet.

This page will update once the webcast begins

--

3/6/2020

The Catholic University of America Mail - (no subject)

Greg Stack | Media Services Director | DuFour Law Library | Room 235D | Columbus School of Law | The Catholic University of America | 3600 John McCormack Road, NE | Washington, DC | 20064 | 202-319-6254 | [stack@law.edu](mailto:stack@law.edu)