



Signing Up For Pro Bono Projects On TWEN

Add Course

1. Log into [TWEN](#) and select **“Add Course.”**


2. In the search box enter **“Pro Bono at CUA Law”** and select **“+Add.”**

Add Course ×

Search:

Catholic University/Washington


Name	Semester	Admin	Course Password
Pro Bono at CUA Law	Full Year 2016-2017	Frost, Guinn	+ Add




3. Once the course has been added, select it from the **“My Courses”** page.

Announcements: [You have no TWEN announcements.](#) [Create / Manage /](#)

MY COURSES [Create Course](#) [Add Course](#)

Access	Course Name	Term
	Pro Bono at CUA Law	Full Year 2015-2016



4. Here is what the Pro Bono TWEN Home page looks like:

5. To view upcoming opportunities, select **“Upcoming Pro Bono Opportunities”** on the Navigation Box on the left hand side. Each project will explain how you can express your interest in volunteering.

Questions?

Email Aoife Delargy at delargy@law.edu.

Call: 202-319-6239.